

Haldimand East Accommodation Review

Date: April 29, 2015



Achievement

Environment

Engagement

School Capacities

Anna Melick Memorial School			
Type of Classroom	Pupil Loading / Room	# of Rooms	Capacity
Regular Classroom	23	8	184
Kindergarten	26	1	26
Special Education Classroom	9	0	0
Learning Resource - General	12	0	0
Library Resource	0	1	0
Gymnasium / General Purpose	0	1	0
<u>Other - Non Loaded Classrooms</u>			
None			
School Total		11	210



Growing Excellence... Inspiring Success

School Capacities

Fairview Avenue PS			
Type of Classroom	Pupil Loading / Room	# of Rooms	Capacity
Regular Classroom	23	10	230
Kindergarten	26	2	52
Special Education Classroom	9	1	9
Learning Resource - General	12	1	12
Library Resource	0	1	0
Gymnasium / General Purpose	0	1	0
<u>Other - Non Loaded Classrooms</u>			
Early Years Centre	0	3	0
School Total		19	303



Growing Excellence... Inspiring Success

School Capacities

Grandview Central PS			
Type of Classroom	Pupil Loading / Room	# of Rooms	Capacity
Regular Classroom	23	7	161
Kindergarten	26	1	26
Special Education Classroom	9	0	0
Learning Resource - General	12	1	12
Library Resource	0	1	0
Gymnasium / General Purpose	0	1	0
<u>Other - Non Loaded Classrooms</u>			
None			
School Total		11	199
Portable Classroom	23	1	23
Grand Total		12	222



Growing Excellence... Inspiring Success

School Capacities

J.L. Mitchener PS			
Type of Classroom	Pupil Loading / Room	# of Rooms	Capacity
Regular Classroom	23	11	253
Kindergarten	26	2	52
Special Education Classroom	9	3	27
Learning Resource - General	12	3	36
Library Resource	0	1	0
Gymnasium / General Purpose	0	1	0
<u>Other - Non Loaded Classrooms</u>			
Early Years Centre	0	2	0
School Total		23	368



Growing Excellence... Inspiring Success

School Capacities

Rainham Central PS			
Type of Classroom	Pupil Loading / Room	# of Rooms	Capacity
Regular Classroom	23	8	184
Kindergarten	26	3	78
Special Education Classroom	9	0	0
Learning Resource - General	12	1	12
Library Resource	0	1	0
Gymnasium / General Purpose	0	1	0
<u>Other - Non Loaded Classrooms</u>			
None			
School Total		14	274
Portable Classroom	23	2	46
Grand Total		16	320



Growing Excellence... Inspiring Success

School Capacities

Thompson Creek Elementary			
Type of Classroom	Pupil Loading / Room	# of Rooms	Capacity
Regular Classroom	23	14	322
Kindergarten	26	3	78
Special Education Classroom	9	1	9
Learning Resource - General	12	1	12
Library Resource	0	1	0
Gymnasium / General Purpose	0	1	0
<u>Other - Non Loaded Classrooms</u>			
Nutrition Program	0	1	
School Total		22	421



Growing Excellence... Inspiring Success

School Capacities

All Schools			
Type of Classroom	Pupil Loading / Room	# of Rooms	Capacity
Regular Classroom	23	58	1334
Kindergarten	26	12	312
Special Education Classroom	9	5	45
Learning Resource - General	12	7	84
Library Resource	0	6	0
Gymnasium / General Purpose	0	6	0
<u>Other - Non Loaded Classrooms</u>			
Early Years Centre	0	5	0
Nutrition Program	0	1	0
School Total		100	1775
Portable Classroom	23	3	69
Grand Total		103	1844



Growing Excellence... Inspiring Success

Haldimand East Elementary

Summary of Enrolment and Capacity

School	Capacity	Portable Capacity	Capacity of Non-Loaded Use	Total Capacity	Current Enrolment	5 Year Projection	10 Year Projection
Anna Melick	210			210	130	118	120
Fairview Avenue	303		69	372	279	272	270
Grandview Central	199	23		222	142	125	130
JL Mitchener	368		46	414	285	277	263
Rainham Central	274	46		320	244	217	212
Thompson Creek	421		23	444	353	368	365
Total	1775	69	138	1982	1433	1377	1360
Surplus Pupil Spaces (excluding portables)					480	536	553
Utilization (excluding portables)					74.9%	72.0%	71.1%
Utilization (including portable capacity)					72.3%	69.5%	68.6%



Growing Excellence... Inspiring Success

Haldimand East Elementary - Accomodation Review

Grand Erie District School Board

DEMOGRAPHIC SCHOOL PROFILE

School	J L Mitchener				
DEMOGRAPHICS					
Grade Configuration	JK - Gr 8				
2014-15 Enrolment	Total	285			
Enrolment history past 5 years (October Enrolment)	2009	2010	2011	2012	2013
	295	289	268	271	267
Enrolment projections next 5 years (October Enrolment)	2015	2016	2017	2018	2019
	285	269	266	273	277
2014-15 Enrolment by grade					
	JK	32		Grade 4	22
	SK	26		Grade 5	18
	Grade 1	36		Grade 6	27
	Grade 2	23		Grade 7	37
	Grade 3	22		Grade 8	28
	Special Education (Self Contained)	14			



Growing Excellence... Inspiring Success

School	J L Mitchener			
Students Bused	Number of Bused Students	157	Percentage Bused	55%
Out of catchment students in attendance	31			
Catchment students attending other schools	3			
System classes at this school	3 Special Education Classes			
Other important demographics	Ont Early Years Centre occupies 2 classrooms			
FACILITY INFORMATION				
Year(s) of Construction	Original -	1957	Additions -	1961 & 1971
Ministry Rated Capacity - OTG	368	Current utilization		77%
Number of portables in use:	0			
Gym size	2,880 sq ft +355 sq ft stage			
Library size	1,542 sq ft			
Accessibility issues: stage not accessible				
Facility upgrades identified over next 5 years	\$4,519,277			
Well water?	Yes No X			
Septic system?	Yes No X			
Other important facility issues – site size = 9.94 acres				



Growing Excellence... Inspiring Success

Accommodation Options

Option 1:

Close Anna Melick School and assign students to Thompson Creek effective September 1, 2016.

- Thompson Creek resulting enrolment = 485
- Thompson Creek capacity = 444
 - Two classroom addition or two portable classrooms required at Thompson Creek
 - Nutrition program would need to be relocated
- **Surplus Space remaining = 389**



Growing Excellence... Inspiring Success

Accommodation Options

Option 2:

Close Grandview Central PS and assign students to Fairview Avenue effective September 1, 2016.

- Fairview Avenue resulting enrolment = 400
- Fairview Avenue capacity = 372
 - Two classroom addition or two portable classrooms required at Fairview
 - Early Years Program would need to be relocated
- **Surplus Space remaining = 400**



Growing Excellence... Inspiring Success

Accommodation Options

Option 3:

Close Anna Melick School and assign students to Thompson Creek;

Close Grandview Central PS and assign students to Fairview Avenue

- effective September 1, 2016.

- Thompson Creek resulting enrolment = 485
 - Capacity = 444
- Fairview Avenue resulting enrolment = 400
 - Capacity = 372



Growing Excellence... Inspiring Success

Accommodation Options

Option 3 (continued):

- Two classroom additions (four total classrooms) or two portable classrooms required at Thompson Creek and Fairview Avenue
- Nutrition program and Early Years Program would need to be relocated
- Surplus Space remaining = 236



Growing Excellence... Inspiring Success

Accommodation Options

Option 4:

Close Anna Melick School and assign students to Thompson Creek *and*

Close Grandview Central PS and assign students to Fairview Avenue and Rainham Central

- **effective September 1, 2016.**

- Thompson Creek resulting enrolment = 485
 - Capacity = 444
- 60 Grandview Student would move to Fairview Avenue resulting enrolment = 330
 - Capacity = 372



Growing Excellence... Inspiring Success

Accommodation Options

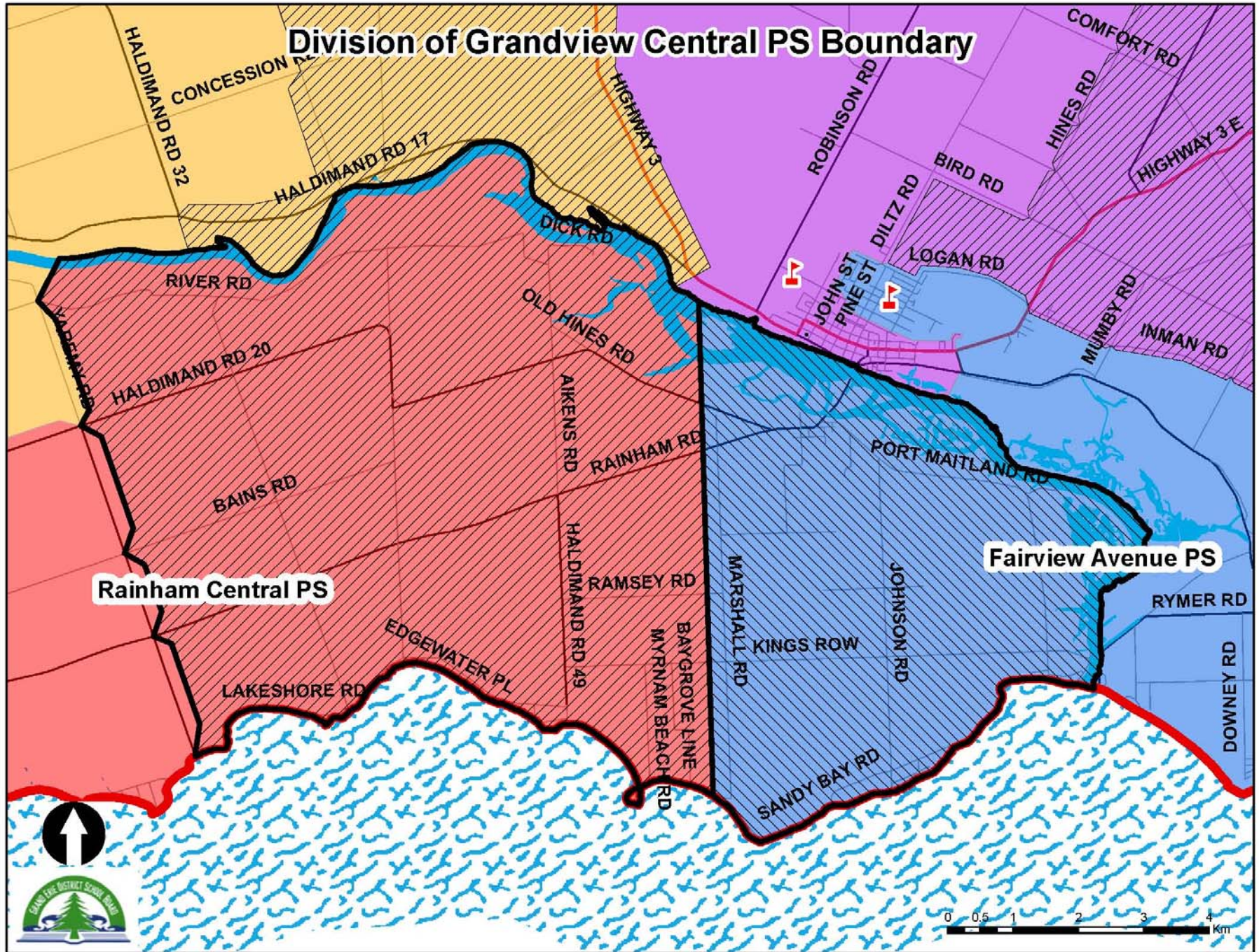
Option 4 (continued):

- 70 Grandview Student would move to Rainham Central resulting enrolment = 285
 - Capacity = 320 (including portables)
 - Two classroom addition or two portable classrooms required at Thompson Creek
 - Nutrition program and Early Years Program would need to be relocated
- Surplus Space remaining = 190



Growing Excellence... Inspiring Success

Division of Grandview Central PS Boundary



Accommodation Options

Option 5:

Close Anna Melick School and assign students to Thompson Creek

and

Assign a portion of current Thompson Creek catchment to J.L. Mitchener

and

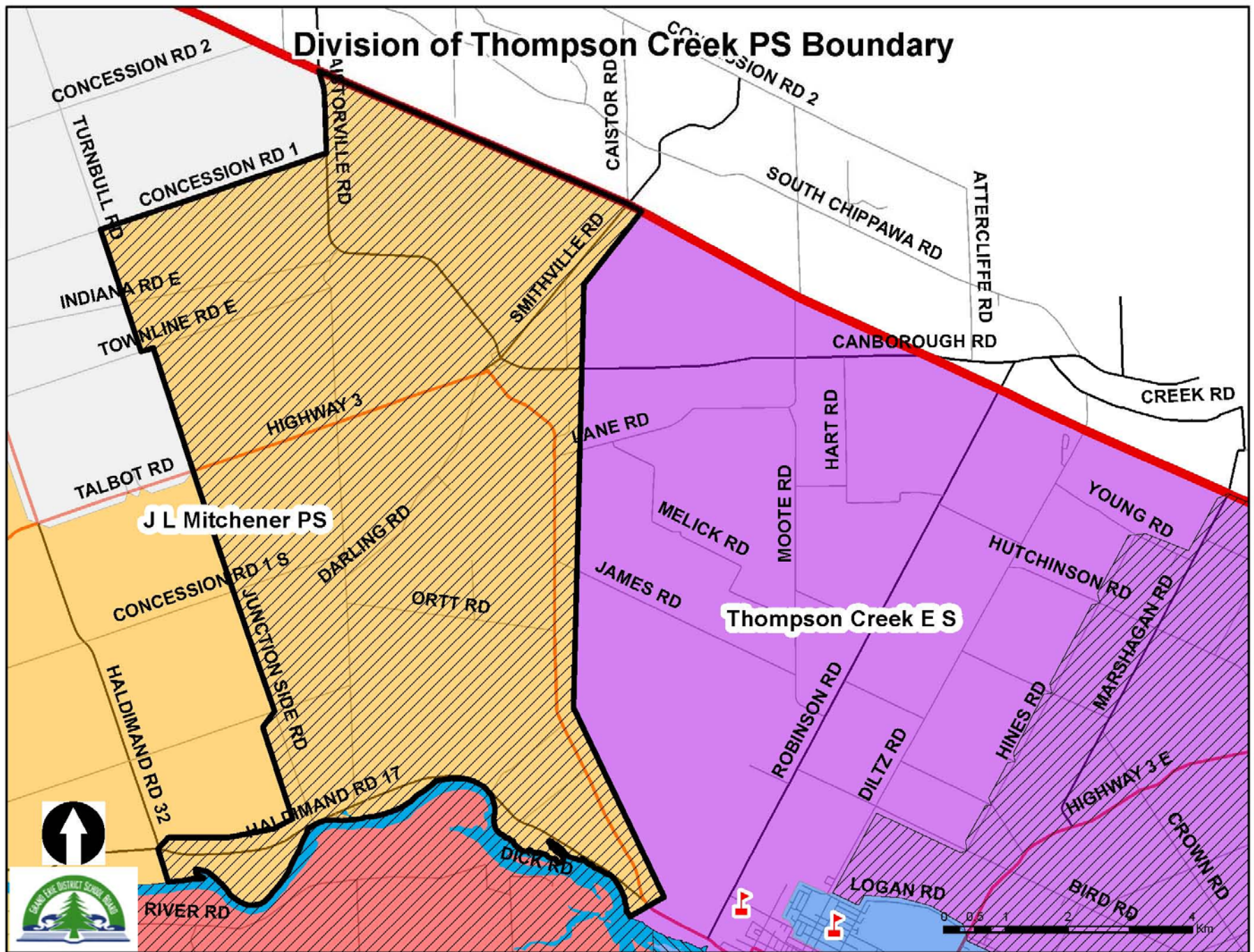
Close Grandview Central PS and assign students to Fairview Avenue and Rainham Central

- effective September 1, 2016.



Growing Excellence... Inspiring Success

Division of Thompson Creek PS Boundary



Accommodation Options

Option 5 (continued):

- 120 Anna Melick Student would move to Thompson Creek.
- 61 Thompson Creek Students would be assigned to J.L. Mitchener
 - Thompson Creek resulting enrolment = 424 / Capacity = 444
 - JL Mitchener resulting enrolment = 336 / Capacity = 414
- 60 Grandview Student would move to Fairview Avenue resulting enrolment = 330 / Capacity = 372
- 70 Grandview Student would move to Rainham Central resulting enrolment = 285 / Capacity = 320 (including portables)



Growing Excellence... Inspiring Success

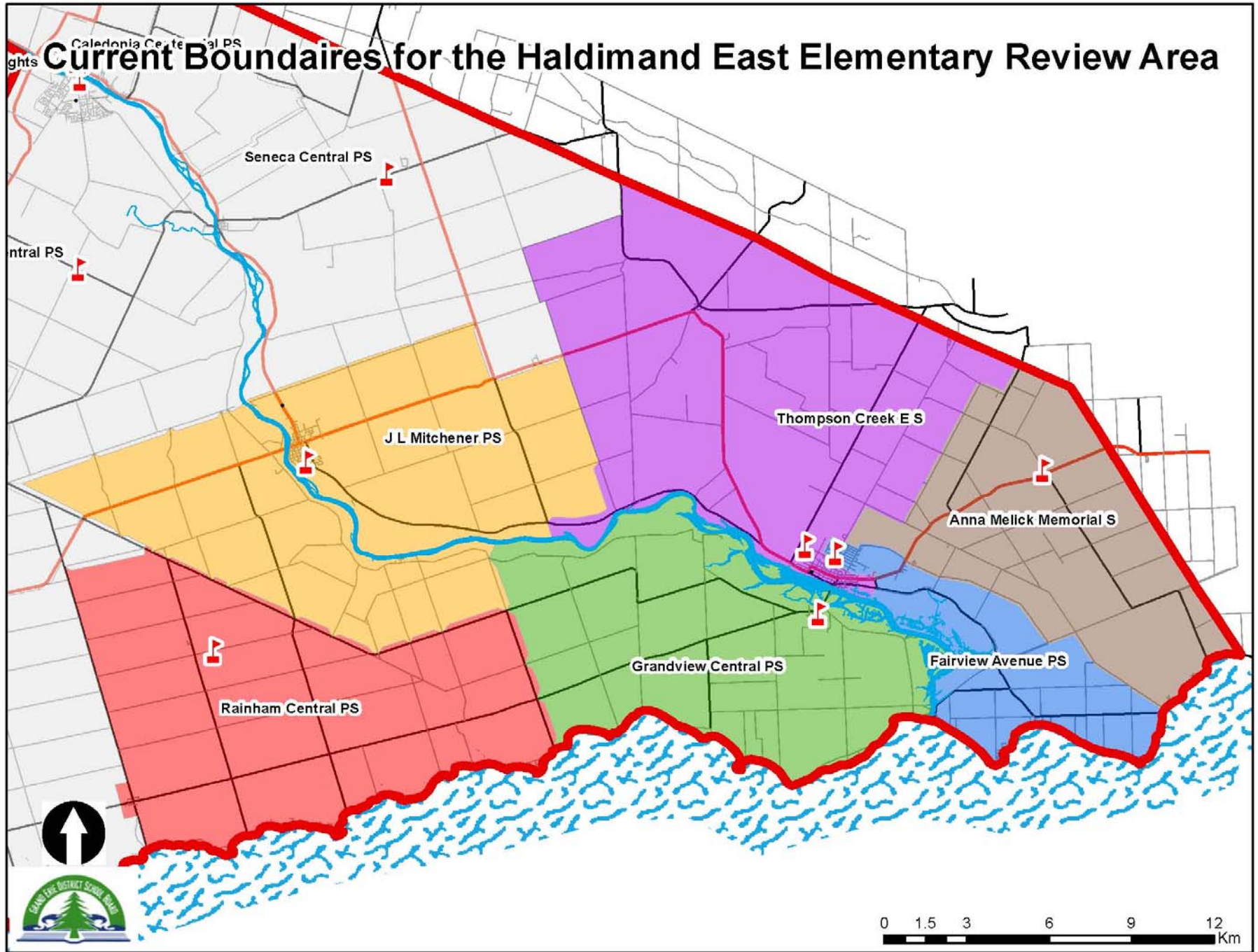
Accommodation Options

Option 5 (continued):

- Early Years Program at Fairview Avenue would need to be relocated
 - Nutrition Program at Thompson Creek remains in current location
- Surplus Space remaining = 144



Growing Excellence... Inspiring Success



Proposed New Boundaries for the Haldimand East Elementary Review Area

